

# GET Europe Equity Alpha

Report Mai 2024

# GET Europe Equity Alpha

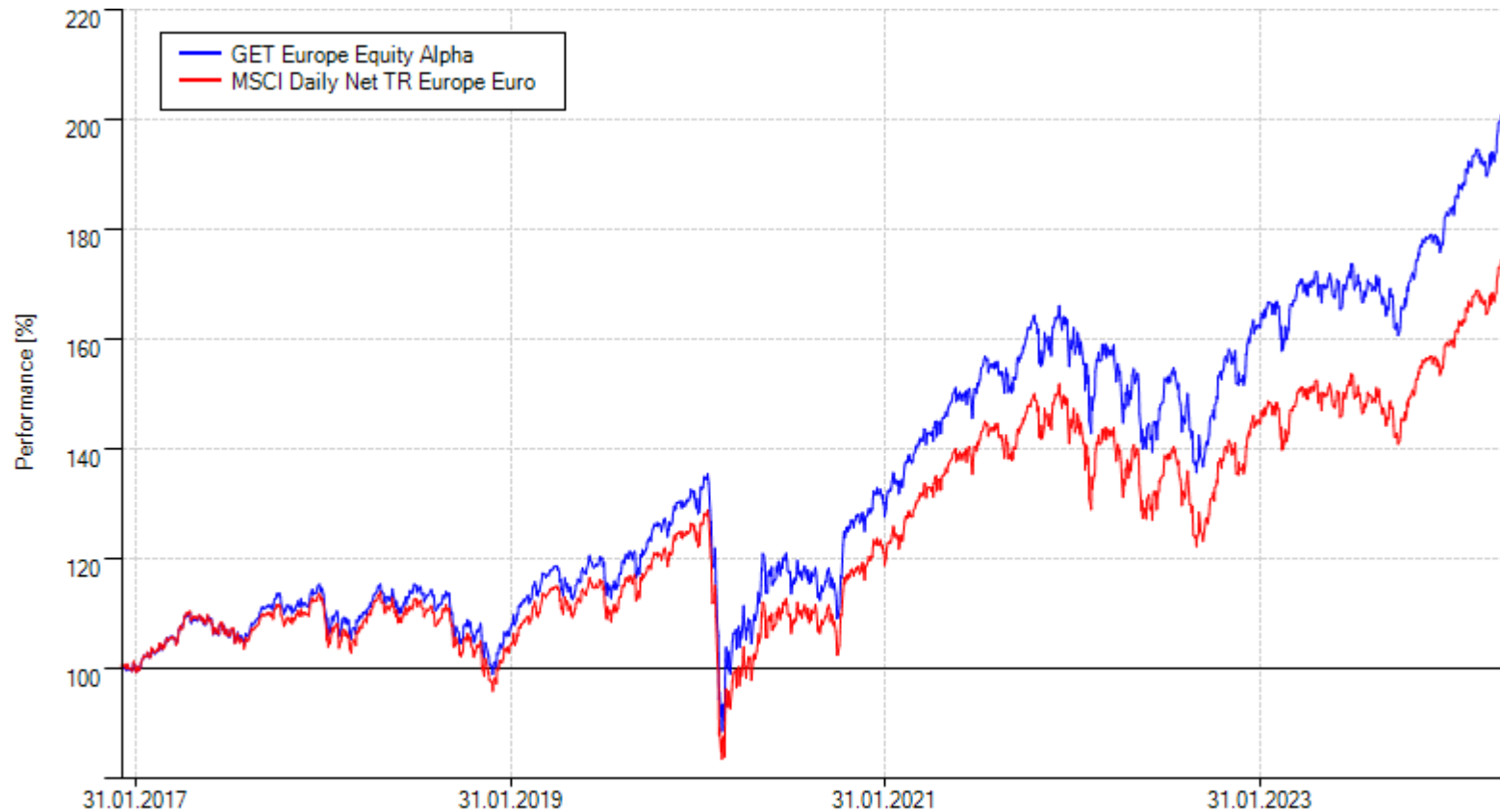
## Strategieüberblick

- **Überproportionale Partizipation an positiven Marktentwicklungen** europäischer Aktienmärkte
- Universum: MSCI Europe
- Mind. **95% Investitionsquote**
- Breite Sektorenstreuung
- **Aktiv gesteuert** durch KI-Modelle



# Performance

02.01.2017 – 31.05.2024

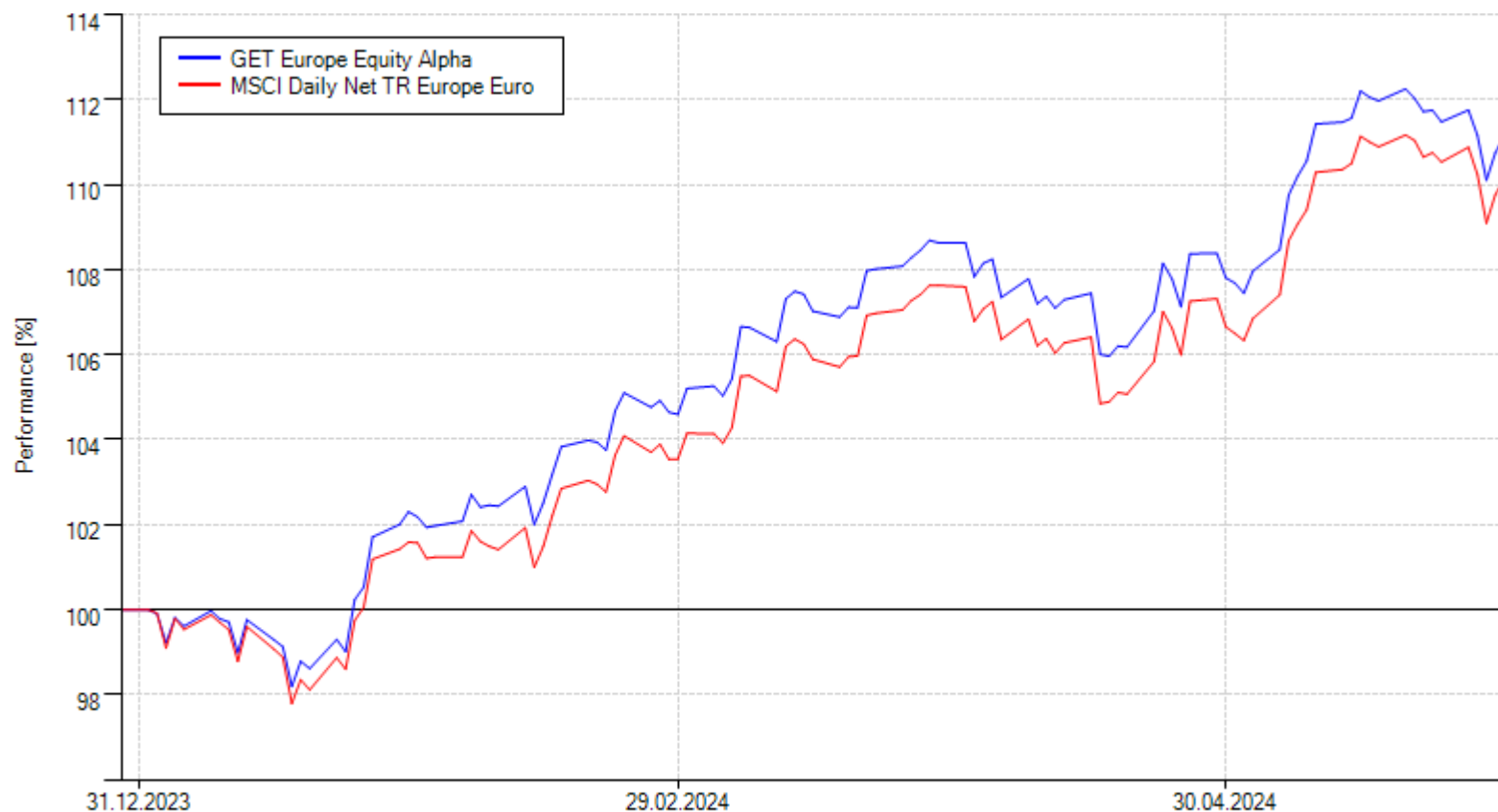


	Return p.a.	Drawdown
<b>GET Europe Equity Alpha</b>	<b>9.72%</b>	<b>-34.67%</b>
MSCI Daily Net TR Europe Euro	7.65%	-35.25%



# Performance YTD

29.12.2023 – 31.05.2024

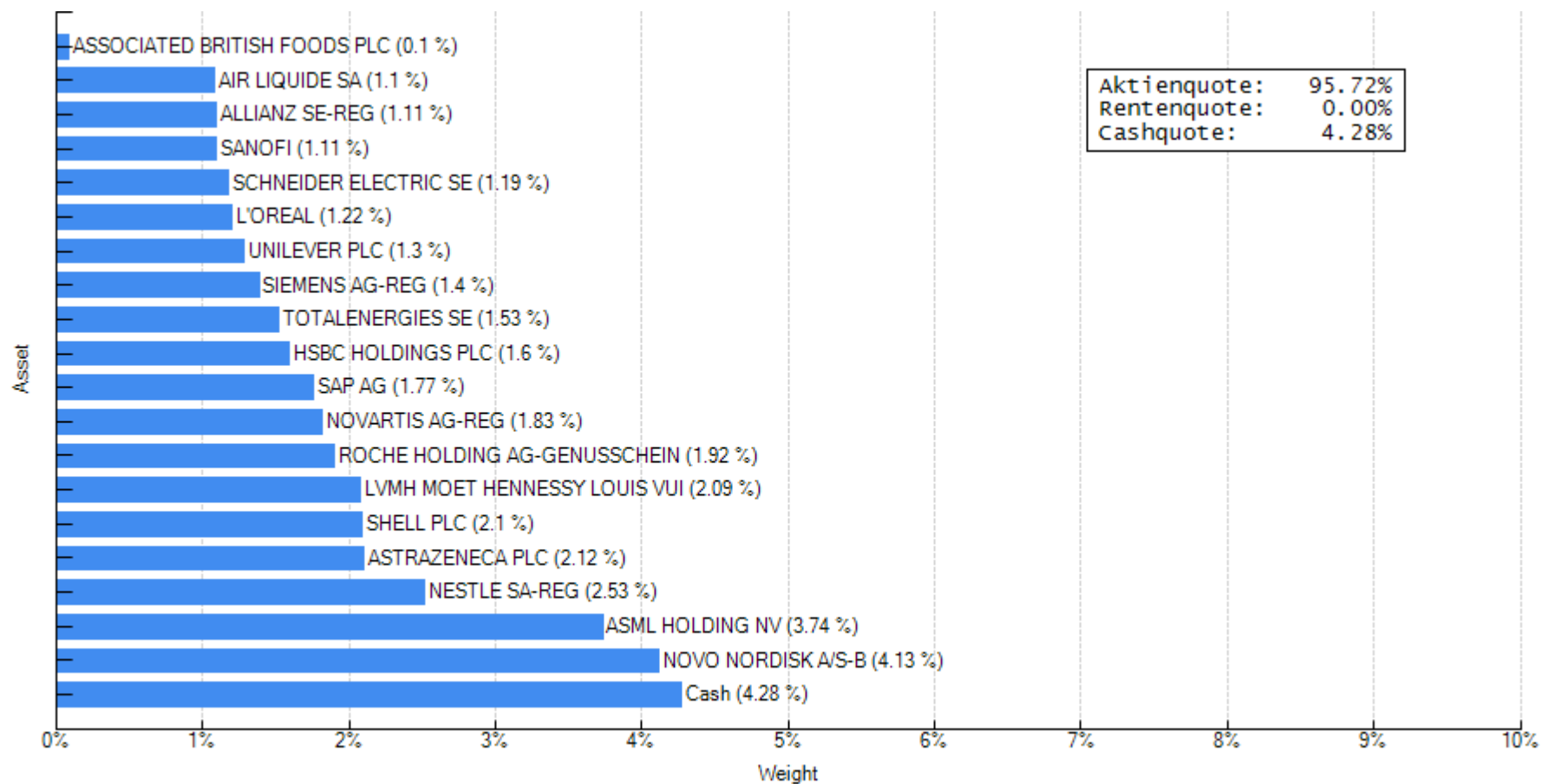


	Return	Drawdown
<b>GET Europe Equity Alpha</b>	<b>11.14%</b>	<b>-2.51%</b>
MSCI Daily Net TR Europe Euro	10.14%	-2.59%



# Allocation Quota (Day)

31.05.2024



# Performance (Yearly)

02.01.2017 – 31.05.2024

	GET Europe Equity Alpha	MSCI Daily Net TR Europe Euro
2024	<b>11.14%</b>	10.14%
2023	<b>18.10%</b>	15.83%
2022	<b>-7.40%</b>	-9.49%
2021	<b>27.64%</b>	25.13%
2020	<b>-0.83%</b>	-3.32%
2019	<b>27.87%</b>	26.05%
2018	<b>-9.12%</b>	-10.57%
2017	<b>11.26%</b>	9.73%

\* Stand: 31.05.2024



# Drawdown (Yearly)

02.01.2017 – 31.05.2024

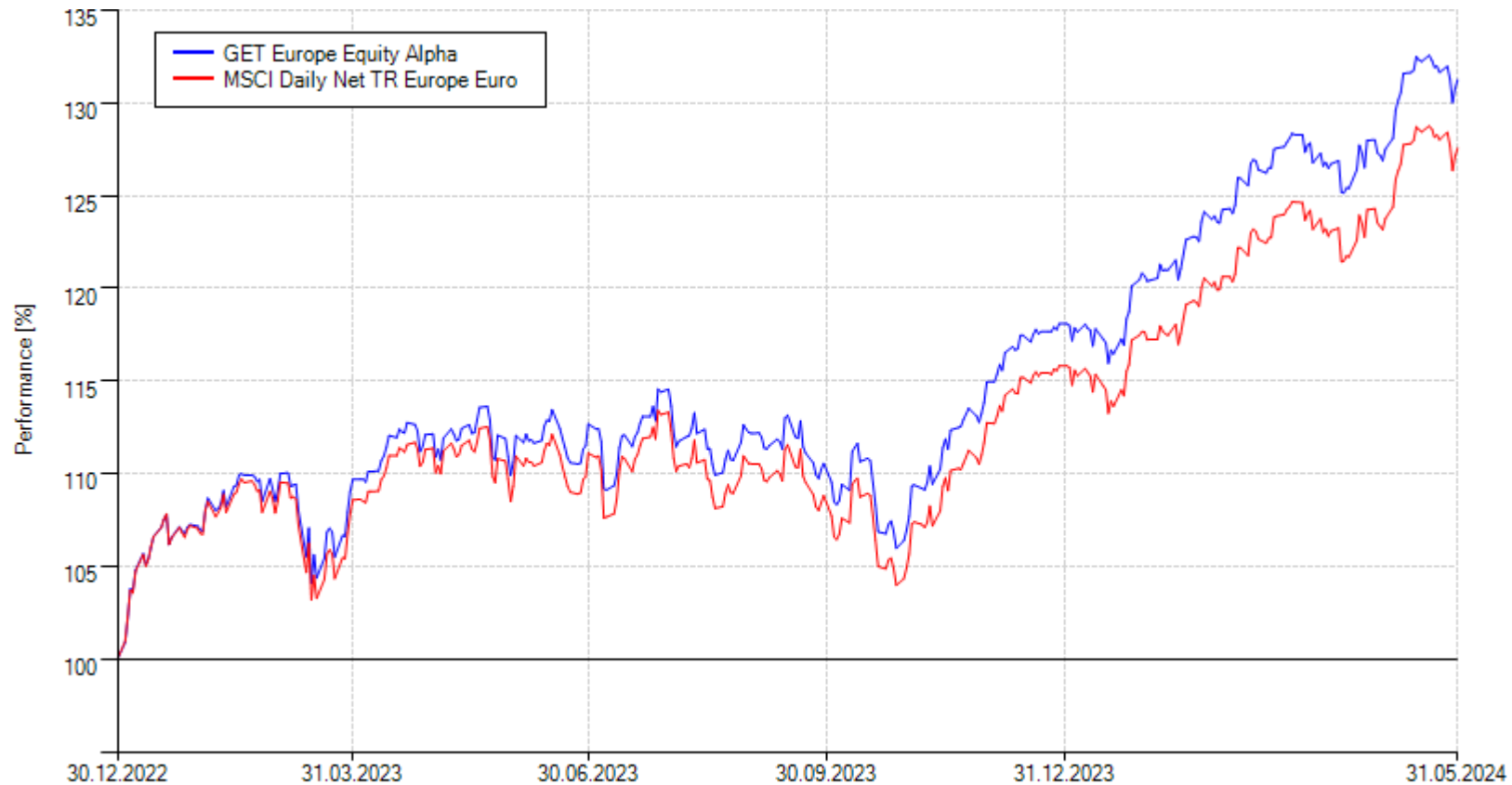
	GET Europe Equity Alpha	MSCI Daily Net TR Europe Euro
<b>2024</b>	-2.51%	-2.59%
<b>2023</b>	-7.50%	-8.31%
<b>2022</b>	-18.31%	-19.52%
<b>2021</b>	-5.70%	-5.47%
<b>2020</b>	-34.67%	-35.25%
<b>2019</b>	-6.45%	-6.87%
<b>2018</b>	-14.28%	-15.86%
<b>2017</b>	-5.33%	-6.23%

\* Stand: 31.05.2024



# Performance seit 2023

30.12.2022 – 31.05.2024



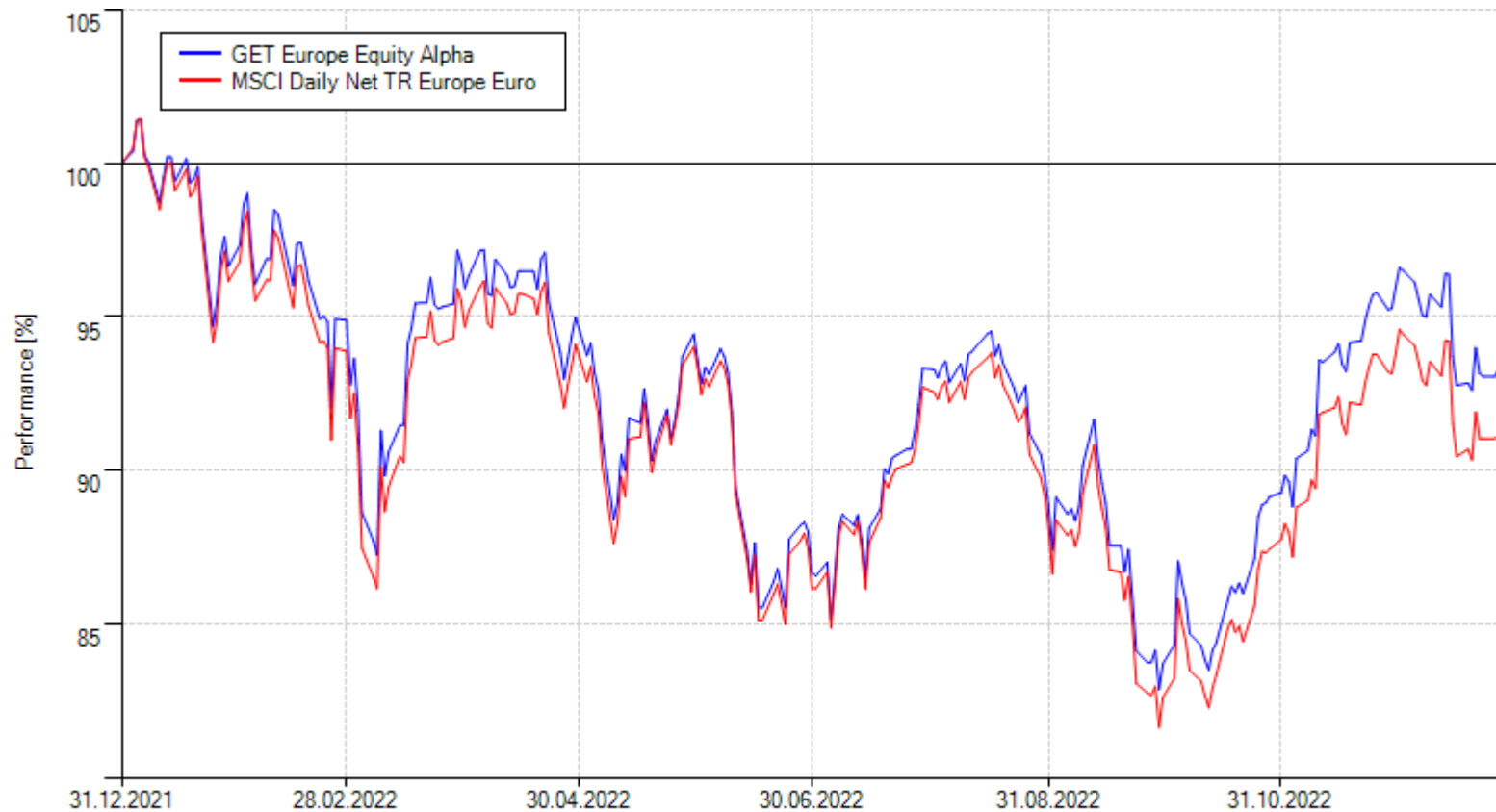
	Return	Drawdown
<b>GET Europe Equity Alpha</b>	<b>31.26%</b>	<b>-7.50%</b>
MSCI Daily Net TR Europe Euro	27.57%	-8.31%





# Performance 2022

31.12.2021 – 30.12.2022

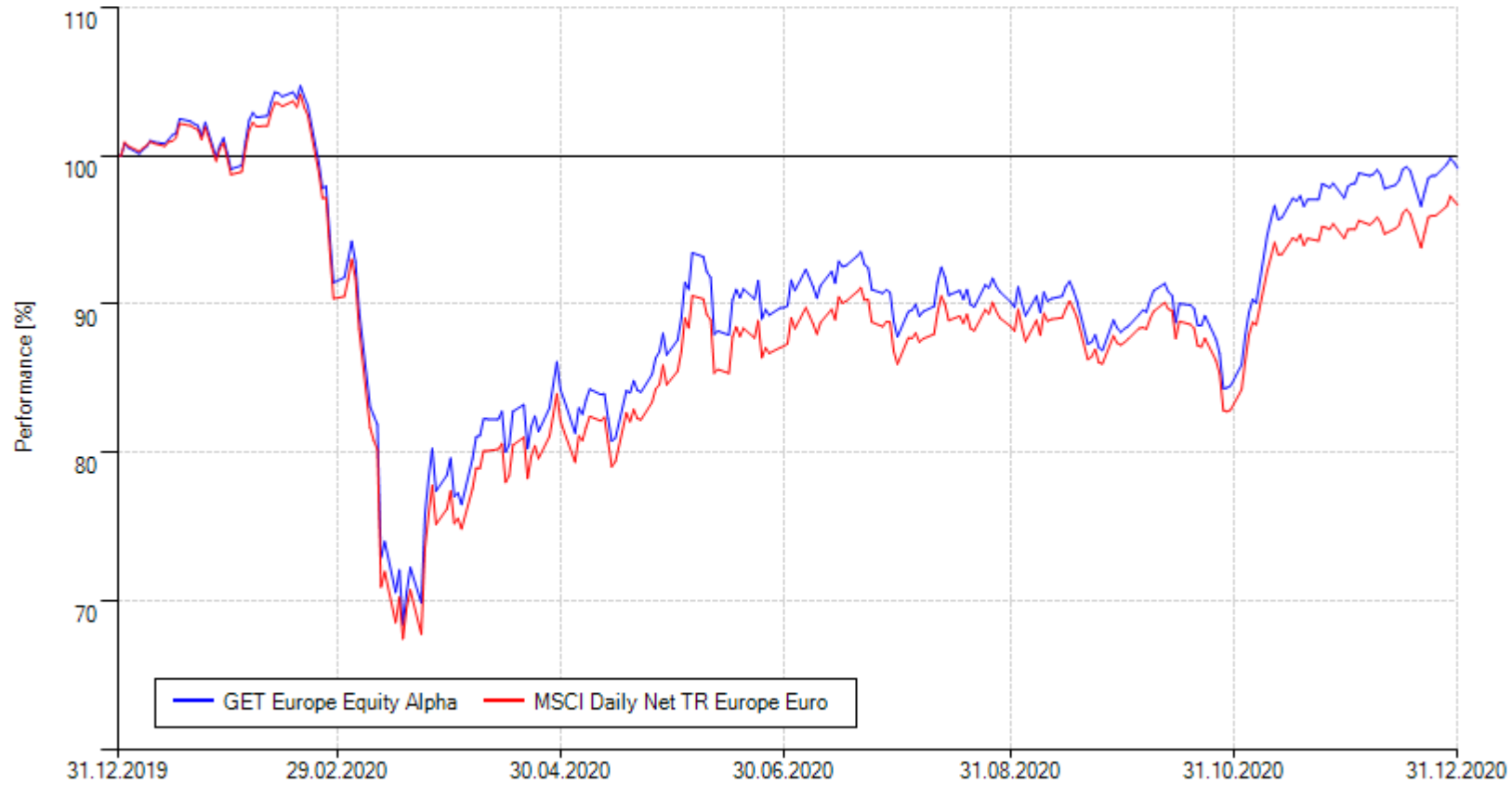


	Return	Drawdown
<b>GET Europe Equity Alpha</b>	<b>-7.40%</b>	<b>-18.31%</b>
MSCI Daily Net TR Europe Euro	-9.49%	-19.52%



# Performance 2020

31.12.2019 - 31.12.2020



	Return	Drawdown
<b>GET Europe Equity Alpha</b>	<b>-0.83%</b>	<b>-34.67%</b>
MSCI Daily Net TR Europe Euro	-3.32%	-35.25%



# Performance (Monthly)

- 1 Jahr

	<b>GET Europe Equity Alpha</b>	<b>MSCI Daily Net TR Europe Euro</b>
<b>Mai '24</b>	<b>3.10%</b>	3.26%
<b>Apr '24</b>	<b>-0.76%</b>	-0.91%
<b>Mrz '24</b>	<b>3.86%</b>	3.94%
<b>Feb '24</b>	<b>2.36%</b>	1.94%
<b>Jan '24</b>	<b>2.18%</b>	1.57%
<b>Dez '23</b>	<b>3.73%</b>	3.71%
<b>Nov '23</b>	<b>6.44%</b>	6.44%
<b>Okt '23</b>	<b>-3.25%</b>	-3.57%
<b>Sep '23</b>	<b>-1.49%</b>	-1.56%
<b>Aug '23</b>	<b>-2.03%</b>	-2.45%
<b>Jul '23</b>	<b>1.67%</b>	1.99%
<b>Jun '23</b>	<b>2.51%</b>	2.40%
<b>Mai '23</b>	<b>-1.95%</b>	-2.52%

\* Stand: 31.05.2024



# Drawdown (Monthly)

- 1 Jahr

	GET Europe Equity Alpha	MSCI Daily Net TR Europe Euro
<b>Mai '24</b>	-1.91%	-1.86%
<b>Apr '24</b>	-2.46%	-2.59%
<b>Mrz '24</b>	-0.56%	-0.62%
<b>Feb '24</b>	-0.87%	-0.91%
<b>Jan '24</b>	-1.81%	-2.21%
<b>Dez '23</b>	-0.30%	-0.27%
<b>Nov '23</b>	-0.88%	-0.99%
<b>Okt '23</b>	-5.07%	-5.26%
<b>Sep '23</b>	-3.02%	-3.18%
<b>Aug '23</b>	-4.04%	-4.57%
<b>Jul '23</b>	-3.16%	-3.14%
<b>Jun '23</b>	-2.58%	-2.88%
<b>Mai '23</b>	-3.26%	-3.58%

\* Stand: 31.05.2024



# KONTAKT



**Harald Schnorrenberg**

+49 2161 30735 – 22

[schnorrenberg@get-capital.de](mailto:schnorrenberg@get-capital.de)

[www.get-capital.de](http://www.get-capital.de)

## **Mönchengladbach**

Heinz-Nixdorf-Straße 31

41179 Mönchengladbach

## **Düsseldorf**

Schulstraße 2

40213 Düsseldorf